
















# Assembling instruction / Návod k montáži EDGE

(1) Base 	(2) Gas Column 	(3) Headrest 
Báze	Píst	Podhlavník
(4) Armrest 	(5) Seat 	(6) Back 
Područky L R	Sedák	Opěrák

(7)

1. 	x6	(6x35) mm
2. 	x3	(8X16) mm
3. 	x2	(6X20) mm
4. 	x6	6X13mm
5. 	x3	8mm
6. 	x5	8.  x1 5mm
7. 	x1	9.  x1 6mm

